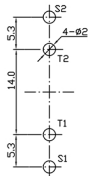
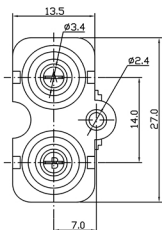
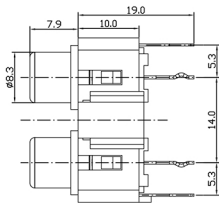


REV.	ECN. NO.	DESCRIPTION	APR.	DATE
A		NEW RELEASE	CJQ	2015-06-15



NOTE:

1. ELECTRICAL CHARACTERISTICS:

- 1-1. RATING: 12V DC, 1A
- 1-2. CONTACT RESISTANCE: 30m Ω MAX
- 1-3. INSULATION RESISTANCE: 100M Ω MIN
- 1-4. WITHSTANDING VOLTAGE:
AC500V(50HZ)1MIN 2mA

2. MECHANICAL CHARACTERISTICS:

- 2-1. TOTAL INSERTION: 3N~25N
- 2-2. WITHDRAWAL FORCE: 3N~25N
- 2-3. DURABILITY: 1000 CYCLES

3. ENVIRONMENTAL:

OPERATING TEMPERATURE : -25°C~ +70°C

RECOMMEND P.C.B HOLE LAYOUT(t=1.6mm) :1.6mm

TOP VIEW(TOLERANCE: ± 0.05)

CIRCUIT DIAGRAM



GAUGE PLUG

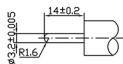
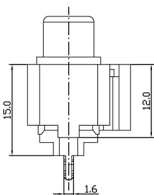


TABLE	COLOR LAYOUT	OUTER CONDUCTOR PLATING	PART. NUMBER
A	WHITE	CuSn	JK0201230N
B	RED		
A			
B			



RoHS Compliant

NO.	DESCRIPTION	QTY	MATERIAL	PLATING & COLOR
5	PINER NEEDLE	2	BRASS	CuSn
4	OUTER CONDUCTOR	2	BRASS	SEE TABLE
3	COVER	1	ABS	BLACK
2	WASHER	2	ABS	SEE COLOR LAYOUT
1	HOUSING	1	ABS	WHITE

DIMENSION IN mm

GENERAL TOLERANCES
(UNLESS SPECIFIED)

.X ± 0.38	X' $\pm 3.0'$
.XX ± 0.25	X' $\pm 2.0'$
.XXX ± 0.10	.XX' $\pm 1.5'$

CUSTOMER



APR.	ZLX	2016/09/12	TITLE.	RCA JACK	
CHK.	CLB	2016/09/12	PART NO.	JK0201230N	
DRA.	ZSC	2016/09/12	SIZE.	A4	DWG NO.
			SCALE.	1:1	SHEET
					1 / 1
					REV.
					A