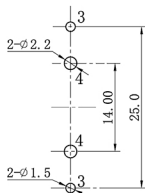
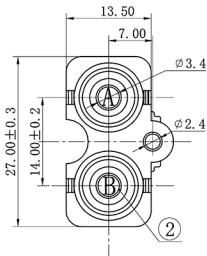
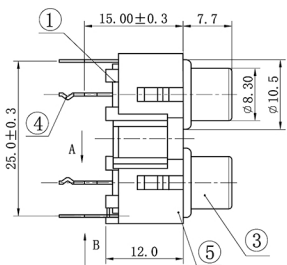
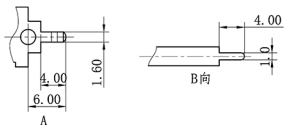


REV.	EC#	DESCRIPTION	DATE	DRAWN	CHECKED	APPROVED
1.0		NEW RELEASE	2017.08.24	H.WX		



PCB LAYOUT
TOP VIEW



SCHEMATIC

TABLE	COLOR LAYOUT		OUTER CONDUCTOR PLATING	PART NUMBER
	A	B		
	WHITE	RED	CuSn	JK0201230N
WHITE	RED	Au	JK0201230G	

5	COVER	ABS	1	BLACK
4	TERMINAL-A	BRASS t=0.5	2	CuSn PLATED
3	SOCKET	BRASS t=0.36	2	CuSn PLATED
2	WASHER	PBT	2	SEE COLOR TABLE
1	HOUSE	ABS	1	WHITE
NO:	PART NAME	MATERIAL	QTY	FINISHING

MILLIMETERS	INCH	UNITS
X ^c ± 2 ^c	X ^c ± 2 ^c	MM
X ± 0.30	JXX ± 0.012	MATL
JXX ± 0.20	JXXX ± 0.008	SEE NOTES
JXXX ± 0.10	JXXXX ± 0.004	FINISH
		SEE NOTES
		QTY
		SEE NOTES



PART NUMBER:	TITLE:						
	AV PIN JACK 2Pole V/A DIP TYPE						
APPD:	DWG NO. JK020123 SERIES						
CHKD:							
DR:	H.WX						
	<table border="1"> <thead> <tr> <th>SCALE</th> <th>SHEET</th> <th>REV.</th> </tr> </thead> <tbody> <tr> <td>1:1</td> <td>1/1</td> <td>1.0</td> </tr> </tbody> </table>	SCALE	SHEET	REV.	1:1	1/1	1.0
SCALE	SHEET	REV.					
1:1	1/1	1.0					