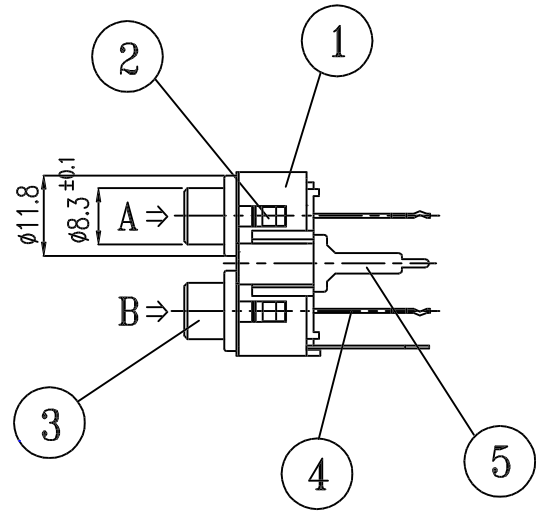
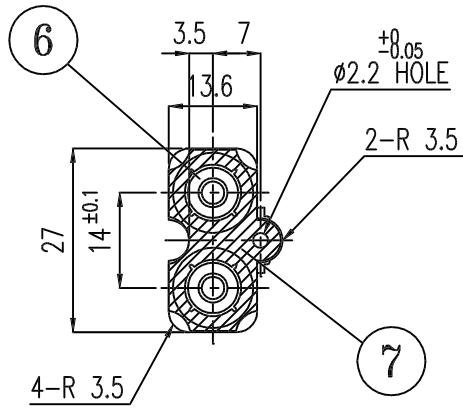
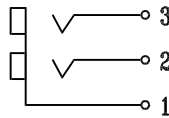
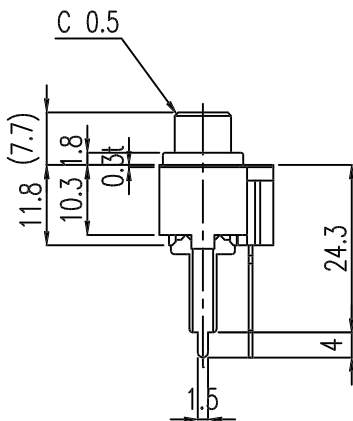


ALLOWANCE			MARK	DATE	DESCRIPTION OF REVISION	APPROVED
UNDER 3	± 0.1	△	. .			
3 TO 6	± 0.2	△	. .			
6 TO 18	± 0.3	△	. .			
18 TO 50	± 0.4	△	. .			
50 OVER	± 0.5	△	. .			

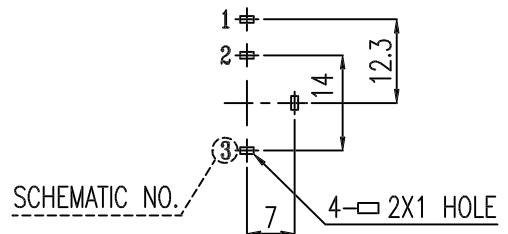


SCHEMATIC

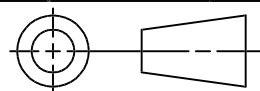


PCB-MTG

(Solder surface)



7	GND PLATE(2P)	C2600 1-0	0.3t	1	2P229	NI-PLATING
6	WASHER	ABS		2	2M616	A: R B: W
5	EARTH TER'	C2680 H	0.6t	1	2P163	NI-PLATING
4	PIN	C2680 H	0.5t	2	2P045	NI-PLATING
3	CAP GROUND	C2600 1-0	0.4t	1	1P044	NI-PLATING
2	BASE	ABS	94HB	1	2M749	NP
1	COVER	ABS	94HB	1	2M731	BLACK
NO	PART NAME	MATERIAL		QUANTITY	PART NO	REMARKS



SCALE

1/1

DIMENSION m/m

REVISION	DRAWING	CHECKED	APPROVED	NAME TITLE	PIN JACK BOARD(2P)
1.0				DRAWING NUMBER	
	2003.04.17	2003.04.17	2003.04.17		JK020056EN