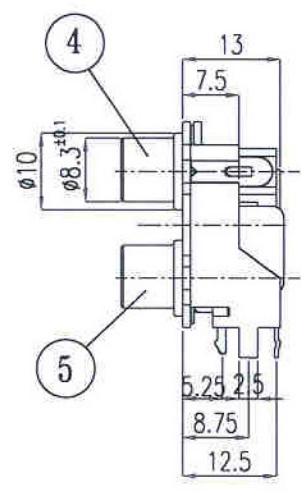
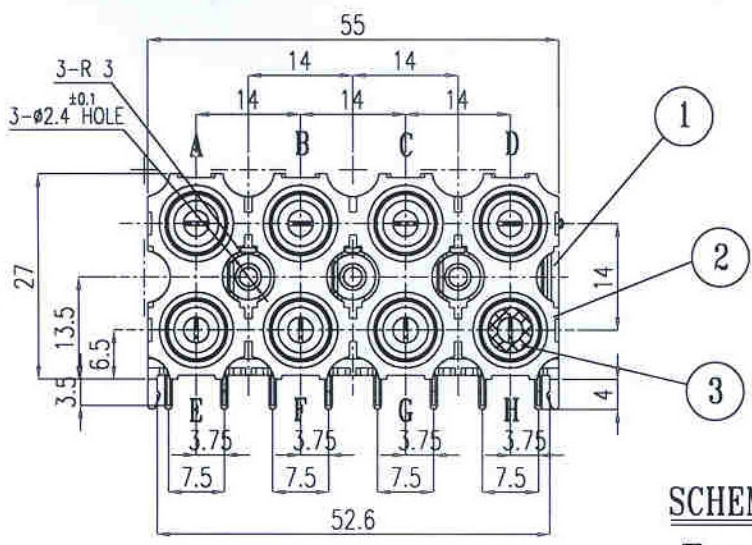
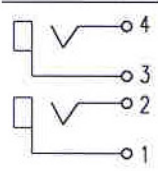


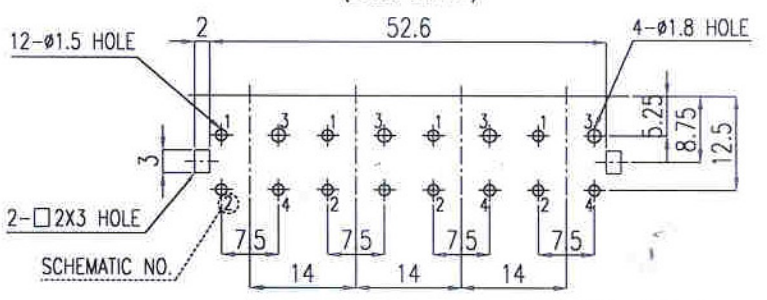
ALLOWANCE	MARK	DATE	DESCRIPTION OF REVISION	APPROVED
UNDER 3	± 0.1	△		
3 TO 6	± 0.2	△		
6 TO 18	± 0.3	△		
18 TO 50	± 0.4	△		
50 OVER	± 0.5	△		



SCHEMATIC



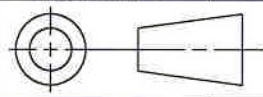
PCB-MTG
(Solder surface)



WASHER COLOR

A:	B:	C:	D:
E:	F:	G:	H:

NO	PART NAME	MATERIAL	QUANTITY	PART NO	REMARKS
7	PIN-S	C2680 H	0.5t	4	2P118 -PLATING
6	PIN-L	C2680 H	0.5t	4	2P117 -PLATING
5	CAP-L	C2600 1-0	0.4t	4	1P099 -PLATING
4	CAP-S	C2600 1-0	0.4t	4	1P100 -PLATING
3	WASHER	ABS	94HB	8	2M616
2	COVER	ABS	94HB	1	2M772B3 BLACK
1	BASE	ABS	94HB	1	2M819 BLACK



SCALE 1/1 DIMENSION m/m

REVISION	DRAWING	CHECKED	APPROVED	NAME TITLE	PIN JACK BOARD(8P)
1.0	2001.09.13	2001.09.13	2001.09.13	DRAWING NUMBER	