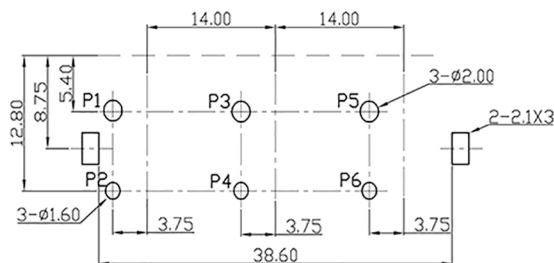
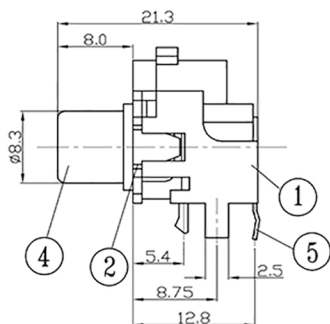
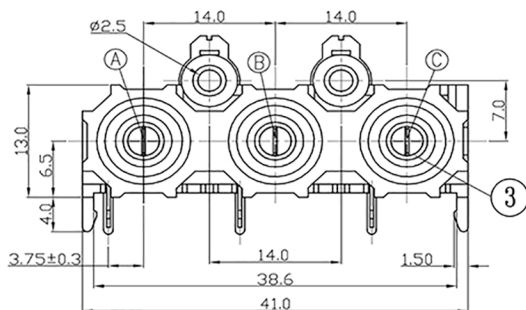
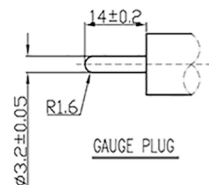


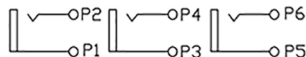
ALLOWANCE	MARK	DATE	DESCRIPTION OF REVISION	APPROVED
UNDER 6	± 0.05	△		
6 TO 18	± 0.1	△		
18 TO 32	± 0.15	△		
32 TO 50	± 0.2	△		
50 OVER	± 0.25	△		



RECOMMENDED PCB LAYOUT T=1.6mm
TOP VIEW TOLERANCE: ± 0.05

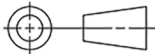


CIRCUIT DIAGRAM



RoHS Compliant

5	PIN-S	C2680 H	0.5t	3	2P118	-PLATING
4	CAP-S	C2600 1-0	0.4t	3	1P100	-PLATING
3	WASHER	PBT	94HB	3	2M616PBT	A: B: C:
2	COVER	ABS	94HB	1	2M612	BLACK
1	BASE	PBT	94HB	1	2M832PBT	BLACK
NO	PART NAME	MATERIAL		QUANTITY	PART NO	REMARKS



SCALE 1/1 DIMENSION m/m

REVISION	DRAWING	CHECKED	APPROVED	NAME TITLE	PIN JACK BOARD(3P)
1.0				DRAWING NUMBER	JE030164__